





Performance based on assembled door units utilizing Masonite door panels,
NFRC default sill, and default wood frame.

ENERGY PERFORMANCE RATING				
	U-Factor/Solar Heat Gain Coefficient (SHGC)			
Product description*	 1/4 Lite	 1/2 Lite	 3/4 Lite	 Full Lite
Wood door with 1/2" IG	0.47 / 0.14	0.49 / 0.25	0.47 / 0.30	0.48 / 0.37
Wood door with 1/2" IG external grid	0.47 / 0.16	0.49 / 0.25	0.47 / 0.29	0.48 / 0.35
Wood door with 3/4" IG	0.46 / 0.14	0.47 / 0.25	0.45 / 0.30	0.45 / 0.37
Wood door with 3/4" Low-E IG	0.45 / 0.13	0.43 / 0.24	0.41 / 0.28	0.39 / 0.35
Wood door with 3/4" Decorative IG	0.46 / 0.13	0.45 / 0.23	0.43 / 0.27	0.42 / 0.34
Wood door with floating panel	0.48 / 0.04			

NCTL report # 110-10740-01a

Energy performance values have been established in accordance with the International Energy Conservation Code (IECC); U-factors determined in accordance to NFRC 100 & SHGC values determined in accordance with NFRC 200. See prescriptive performance criteria for ENERGY STAR and/or IECC climate zones as well as local building codes.

* Single door may represent multiple door assemblies per NFRC 100 (no sidelites).

* Based on 2'0" door unit width or greater.