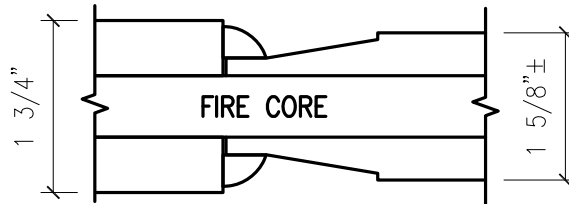
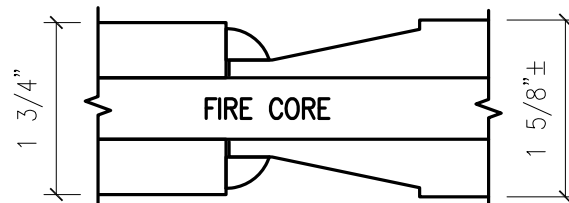


HARRING DOORS HAS A LARGE LIBRARY OF CUSTOM TOOLING AVAILABLE. THESE DRAWINGS ILLUSTRATE OUR MOST COMMON PROFILES. WE CAN ALSO SOURCE CUSTOM TOOLING TO ACCOMMODATE YOUR CUSTOM DOOR REQUIREMENTS. CONTACT OUR SALES DEPARTMENT WITH ANY CUSTOM REQUESTS

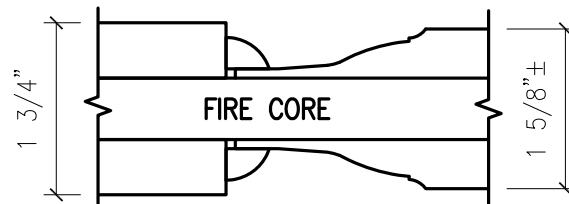
STANDARD A1 (QTR ROUND) PROFILE – 45, 60, 90 MINUTE SINGLE DOORS



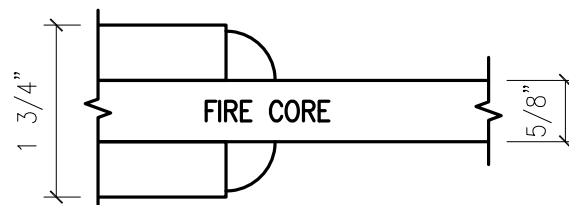
STANDARD A1(QTR ROUND) PROFILE – PANEL A1



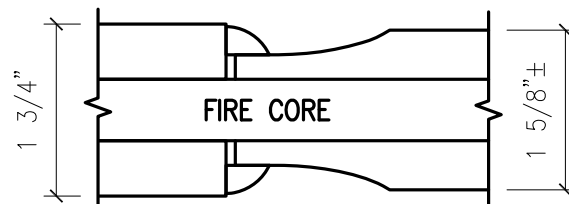
STANDARD A1(QTR ROUND) PROFILE – PANEL 3



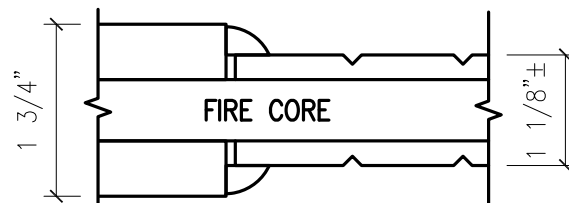
STANDARD A1(QTR ROUND) PROFILE – PANEL R1



STANDARD A1(QTR ROUND) PROFILE – FLAT PANEL



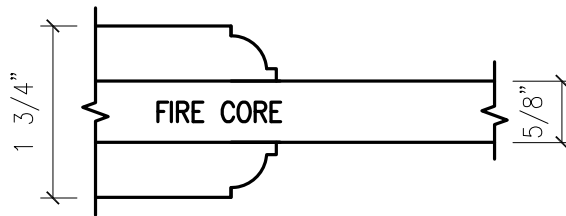
STANDARD A1(QTR ROUND) PROFILE – PANEL 2



STANDARD A1(QTR ROUND) PROFILE – V-GROOVE PANEL

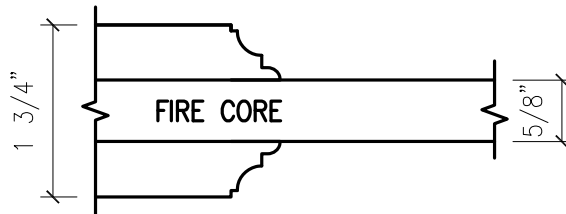
HARRING DOORS HAS A LARGE LIBRARY OF CUSTOM TOOLING AVAILABLE. THESE DRAWINGS ILLUSTRATE OUR MOST COMMON PROFILES. WE CAN ALSO SOURCE CUSTOM TOOLING TO ACCOMMODATE YOUR CUSTOM DOOR REQUIREMENTS. CONTACT OUR SALES DEPARTMENT WITH ANY CUSTOM REQUESTS

STANDARD A2 (OVOLO) PROFILE – 45, 60, 90 MINUTE SINGLE DOORS

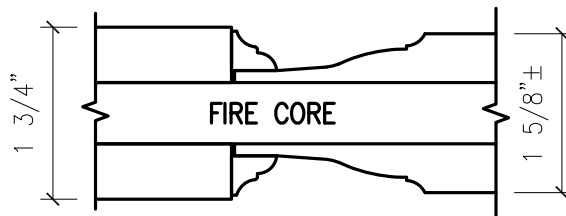


STANDARD A2(OVOLO) PROFILE – FLAT PANEL

STANDARD R1 (CUSTOM) PROFILE – 45, 60, 90 MINUTE SINGLE DOORS



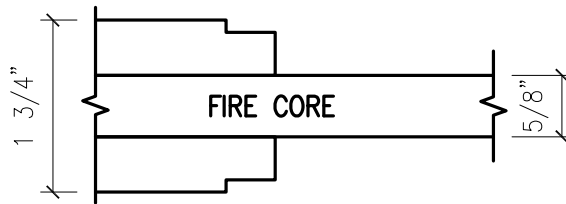
STANDARD R1(CUSTOM) PROFILE – FLAT PANEL



STANDARD R1(CUSTOM) PROFILE – PANEL R1

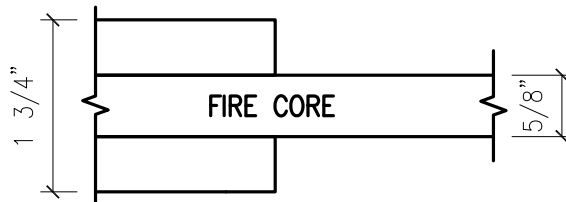
HARRING DOORS HAS A LARGE LIBRARY OF CUSTOM TOOLING AVAILABLE. THESE DRAWINGS ILLUSTRATE OUR MOST COMMON PROFILES. WE CAN ALSO SOURCE CUSTOM TOOLING TO ACCOMMODATE YOUR CUSTOM DOOR REQUIREMENTS. CONTACT OUR SALES DEPARTMENT WITH ANY CUSTOM REQUESTS

STANDARD SQUARE PROFILE – 45, 60, 90 MINUTE SINGLE DOORS

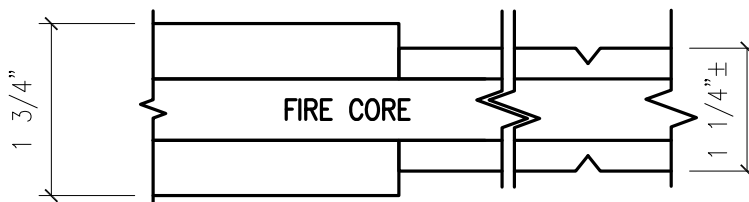


STANDARD SQUARE PROFILE – FLAT PANEL

STANDARD NO PROFILE – 45, 60, 90 MINUTE SINGLE DOORS



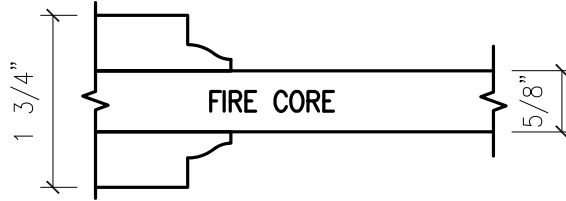
STANDARD NO PROFILE – FLAT PANEL



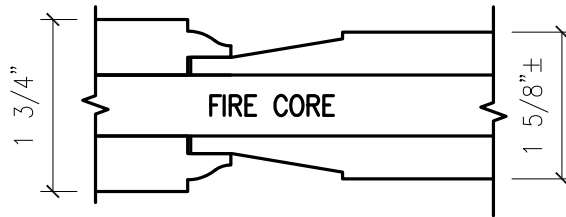
STANDARD NO PROFILE – V-GROOVE FLAT PANEL

HARRING DOORS HAS A LARGE LIBRARY OF CUSTOM TOOLING AVAILABLE. THESE DRAWINGS ILLUSTRATE OUR MOST COMMON PROFILES. WE CAN ALSO SOURCE CUSTOM TOOLING TO ACCOMMODATE YOUR CUSTOM DOOR REQUIREMENTS. CONTACT OUR SALES DEPARTMENT WITH ANY CUSTOM REQUESTS

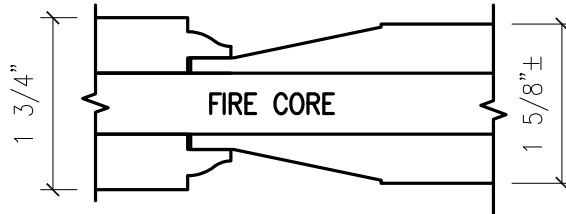
STANDARD OGEE PROFILE – 45, 60, 90 MINUTE SINGLE DOORS



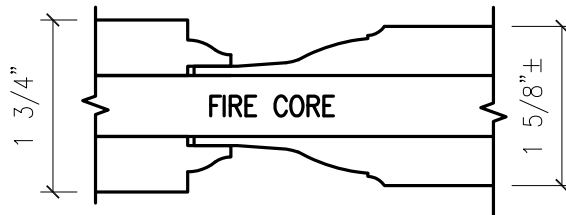
STANDARD OGEE PROFILE – FLAT PANEL



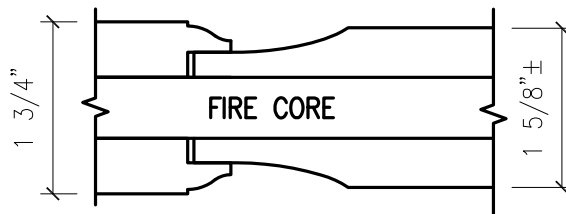
STANDARD OGEE PROFILE – PANEL A1



STANDARD OGEE PROFILE – PANEL 3



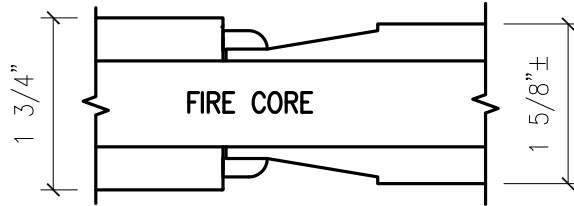
STANDARD OGEE PROFILE – PANEL R1



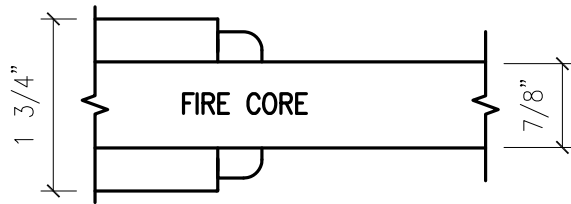
STANDARD OGEE PROFILE – PANEL 2

HARRING DOORS HAS A LARGE LIBRARY OF CUSTOM TOOLING AVAILABLE. THESE DRAWINGS ILLUSTRATE OUR MOST COMMON PROFILES. WE CAN ALSO SOURCE CUSTOM TOOLING TO ACCOMMODATE YOUR CUSTOM DOOR REQUIREMENTS. CONTACT OUR SALES DEPARTMENT WITH ANY CUSTOM REQUESTS

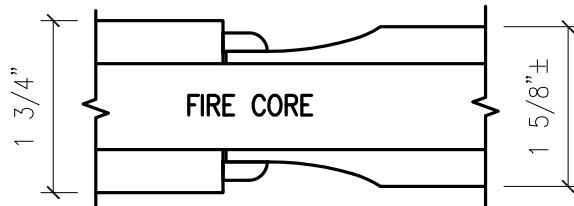
STANDARD A1 (QTR ROUND) PROFILE – 90 MINUTE PAIR DOORS



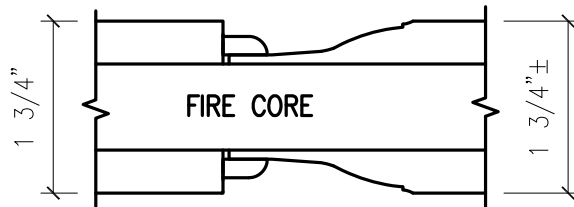
STANDARD A1(QTR ROUND) PROFILE – PANEL A1



STANDARD A1(QTR ROUND) PROFILE – FLAT PANEL



STANDARD A1(QTR ROUND) PROFILE – PANEL 2



STANDARD A1(QTR ROUND) PROFILE – PANEL R1